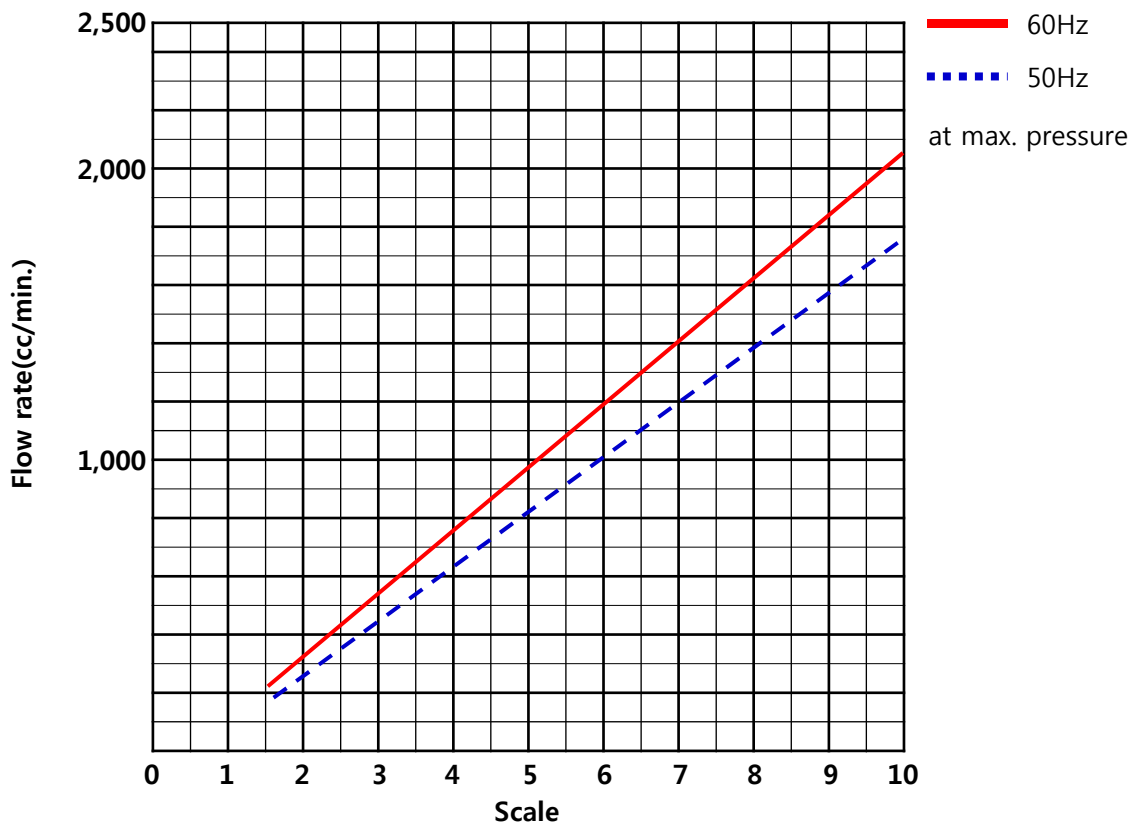


Performance Curve for Metering Pump

DATE	
CUSTOMER	
ITEM NO.	
PUMP MODEL	JMP2000

PUMP SPECIFICATIONS							
MAX. CAPACITY		MAX. DIS. PRESSURE	STROKE RATE		CONNECTION		
60 Hz	2,100 cc/min.		15 kgf/cm ²	111 spm		Suction	KS 10K 15A FF
50 Hz	1,750 cc/min.			92 spm		Discharge	KS 20K 15A RF

MOTOR SPECIFICATIONS							
PHASE	FREQ.	VOLTAGE	POLES	OUTPUT	RATED CURRENT	INS. CLASS	PROT'N GRADE
3	60Hz	220/380V	4	0.4kW	1.94/1.12A	F	IP55
MAKER		SIEMENS		TEST CONDITION		FOR WATER 20°C & 1.0S.G.	



PREPARED BY	CHECKED BY	APPROVED BY	REV. No.	REVISED BY	CHECKED BY	APPROVED BY
H. J. SEO	W. PARK	S. C. KIM				



E-WHA CHEMICAL FEEDER CO., LTD.
 (주) 이화정량펌프

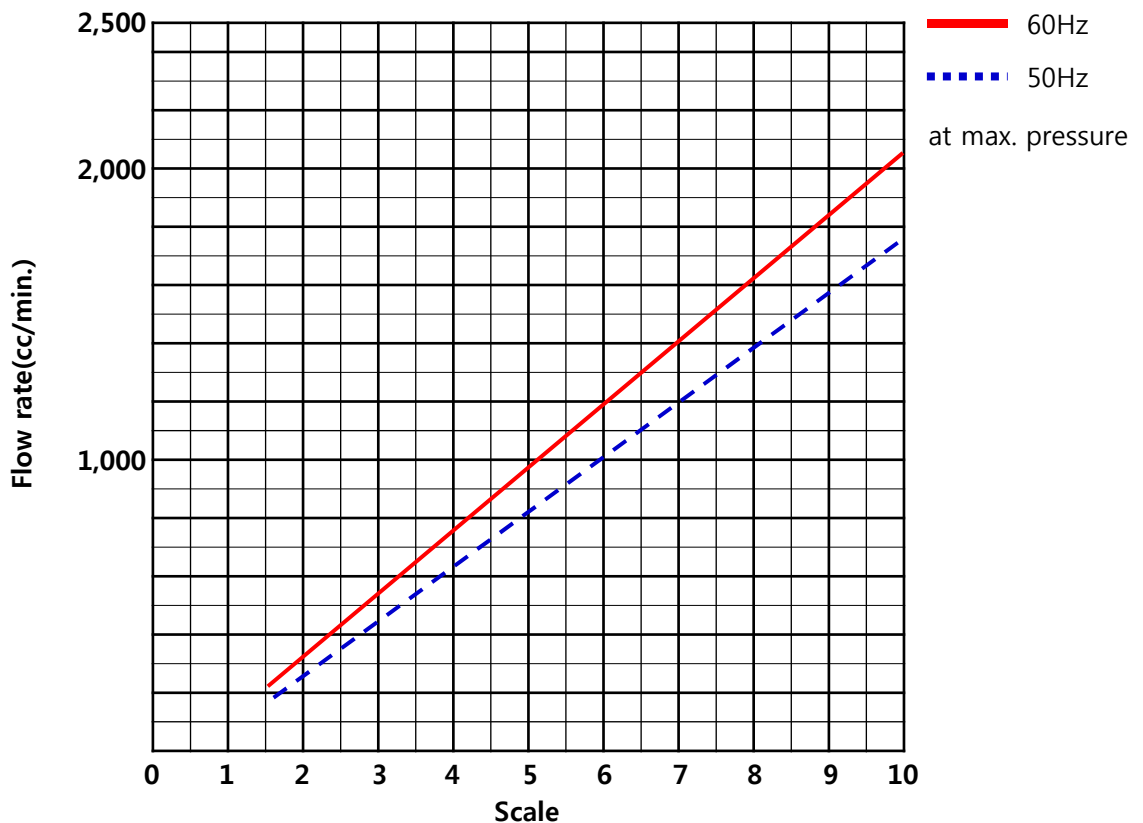
26-6, Seoneup-ri, Janghowon-eup, Icheon-city, Gyeonggi-do, Korea 467-904
 Tel. +82-31-642-8000 Fax. +82-31-642-4071
 E-mail : ewhapump@ewhapump.com URL http://www.ewhapump.com

Performance Curve for Metering Pump

DATE	
CUSTOMER	
ITEM NO.	
PUMP MODEL	JMP2000

PUMP SPECIFICATIONS					
MAX. CAPACITY		MAX. DIS. PRESSURE	STROKE RATE	CONNECTION	
60 Hz	2,100 cc/min.	25 kgf/cm ²	111 spm	Suction	KS 10K 15A FF
50 Hz	1,750 cc/min.		92 spm	Discharge	KS 30K 15A RF

MOTOR SPECIFICATIONS							
PHASE	FREQ.	VOLTAGE	POLES	OUTPUT	RATED CURRENT	INS. CLASS	PROT'N GRADE
3	60Hz	220/380V	4	0.75kW	3.3/1.9A	F	IP55
MAKER		SIEMENS		TEST CONDITION		FOR WATER 20°C & 1.0S.G.	



PREPARED BY	CHECKED BY	APPROVED BY	REV. No.	REVISED BY	CHECKED BY	APPROVED BY
H. J. SEO	W. PARK	S. C. KIM				



E-WHA CHEMICAL FEEDER CO., LTD.
 (주) 이화정량펌프

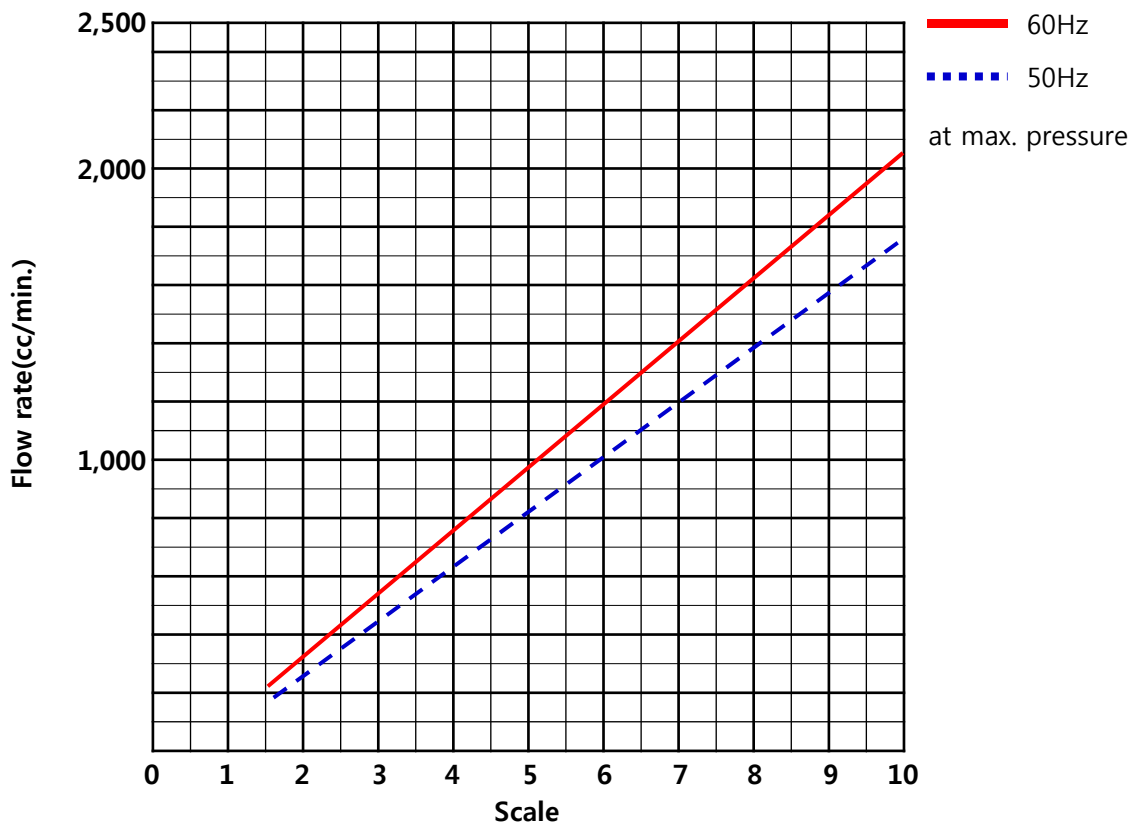
26-6, Seoneup-ri, Janghowon-eup, Icheon-city, Gyeonggi-do, Korea 467-904
 Tel. +82-31-642-8000 Fax. +82-31-642-4071
 E-mail : ewhapump@ewhapump.com URL http://www.ewhapump.com

Performance Curve for Metering Pump

DATE	
CUSTOMER	
ITEM NO.	
PUMP MODEL	JMP2000

PUMP SPECIFICATIONS							
MAX. CAPACITY		MAX. DIS. PRESSURE	STROKE RATE		CONNECTION		
60 Hz	2,100 cc/min.		90 kgf/cm ²	111 spm		Suction	KS 10K 15A FF
50 Hz	1,750 cc/min.			92 spm		Discharge	KS 63K 15A RF

MOTOR SPECIFICATIONS							
PHASE	FREQ.	VOLTAGE	POLES	OUTPUT	RATED CURRENT	INS. CLASS	PROT'N GRADE
3	60Hz	220/380V	4	1.5kW	6.0/3.45A	F	IP55
MAKER		SIEMENS		TEST CONDITION		FOR WATER 20°C & 1.0S.G.	



PREPARED BY	CHECKED BY	APPROVED BY	REV. No.	REVISED BY	CHECKED BY	APPROVED BY
H. J. SEO	W. PARK	S. C. KIM				



E-WHA CHEMICAL FEEDER CO., LTD.
 (주) 이화정량펌프

26-6, Seoneup-ri, Janghowon-eup, Icheon-city, Gyeonggi-do, Korea 467-904
 Tel. +82-31-642-8000 Fax. +82-31-642-4071
 E-mail : ewhapump@ewhapump.com URL <http://www.ewhapump.com>