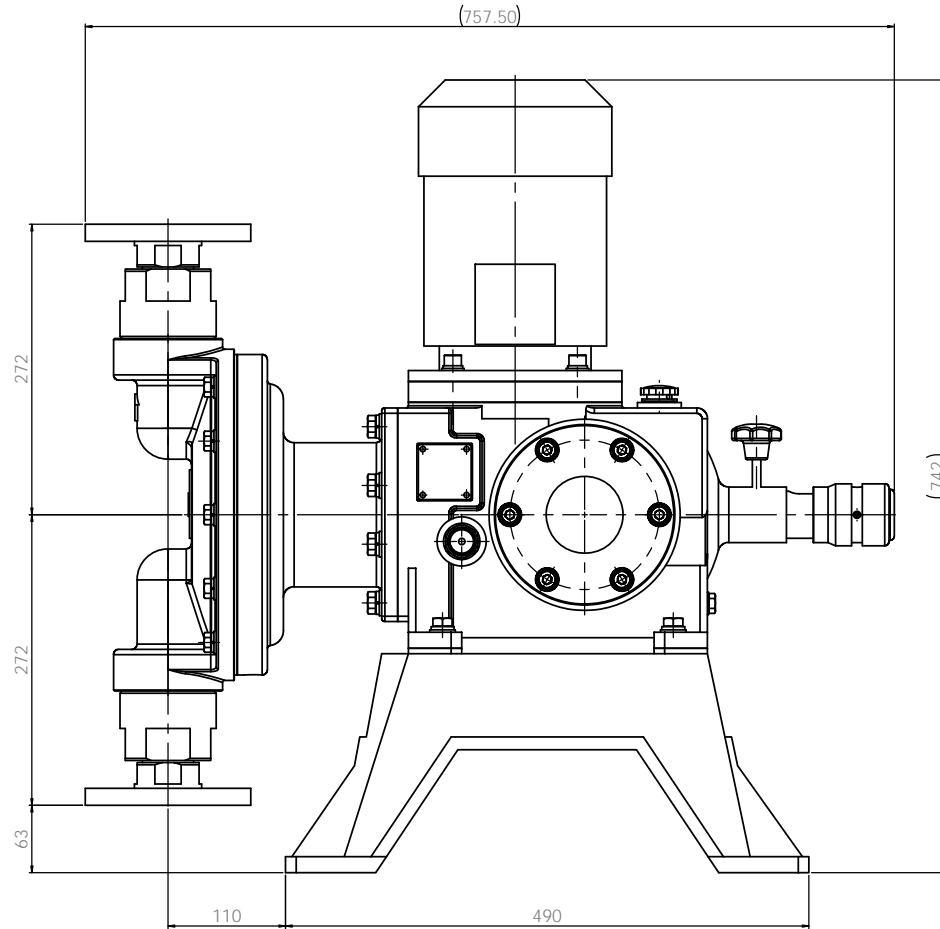
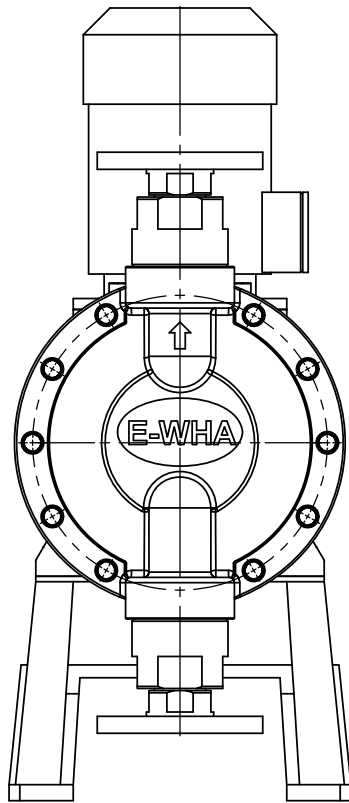
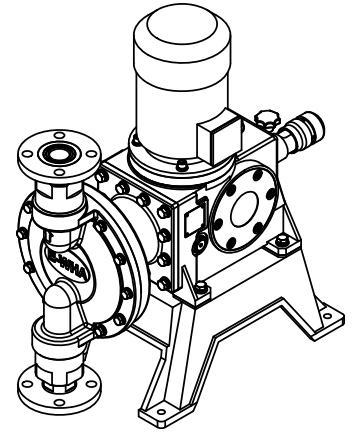
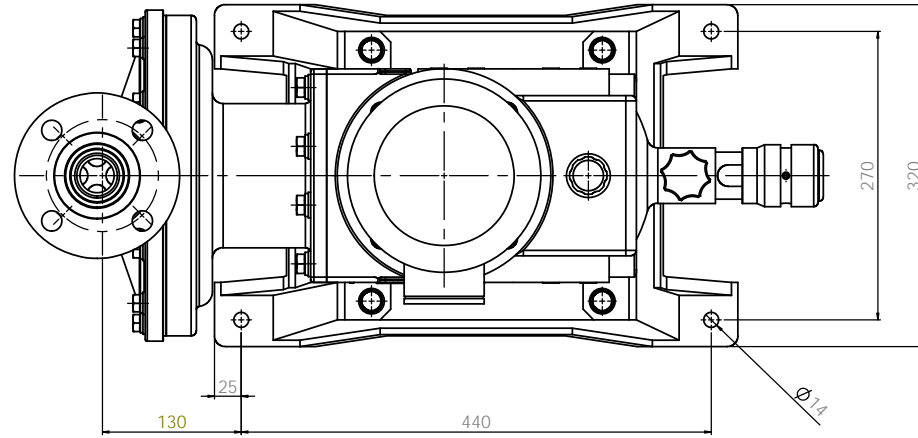


**Note**

1. Model : GL40L
2. Material : PP / PVDF / PTFE
3. Connection : Flange

ALL DIMENSIONS SPECIFIED UNLESS OTHERWISE SPECIFIED DIMENSIONS ARE IN MILLIMETERS TOLERANCES: FINISH: ANGULAR		FINISH: BRASS AND BRASS SHARP EDGE	DO NOT SCALE DRAWING REVISION
DRAWN: W. PARK CHECK: W. PARK APPROV: S.C. KIM DATE: 2020.02.21 DATE: 2020.02.21 DATE: 2020.02.21	DATE: 2020.02.21 DATE: 2020.02.21 DATE: 2020.02.21	MATERIAL: PVC	E-WHA CHEMICAL FEEDER CO., LTD. PUMP ASSEMBLY-DIM GL40LPCF-KS 10K 50A FF SHEET NO. S1000E1008B SCALE 1:1.25 SHEET 1 OF 1



**Note**  
 1. Model : GL40L  
 2. Material : Stainless steel  
 3. Connection : Flange

PUMP ASSEMBLY SPECIFIED DIMENSIONS ARE IN MILLIMETERS UNLESS OTHERWISE SPECIFIED				SCALE AND BLOCK SHARP EDGE		DO NOT SCALE DRAWING		REVISION	
DATE	DATE	DATE	DATE	DATE	DATE	DATE	DATE	DATE	DATE
DRWING	W. PARK	2020.02.21							
CHKD	W. PARK	2020.02.21							
APPROV	S.C. KIM	2020.02.21							
REV									
DLA									
				MATERIAL		SUS304		DWG. NO.	
								S1001E1008B	
								SCALE 1:1	
								SHEET 1 OF 1	

E-WHA CHEMICAL FEEDER CO., LTD.  
 PUMP ASSEMBLY-DIM  
 GL40LS4S4F-KS 10K 50A FF